



American Community Survey

Longview, Washington

Population and Housing Narrative Profile

2009-2013 American Community Survey 5-Year Estimates

While the ACS produces sample-based population group and housing estimates used in this report, the Census Bureau's Population Estimates Program produces and disseminates official estimates of the population for the nation, states, counties, cities and towns, as well as estimates of housing units for states and counties. For more information see: <http://www.census.gov/popest/>

Note that for small geographic areas, the sample used for the Narrative Profile may be small as well. Users are encouraged to examine the detailed tables on [American FactFinder](#) that are associated with the Narrative Profile text. These tables provide additional information on sampling variability associated with the estimates in this report.

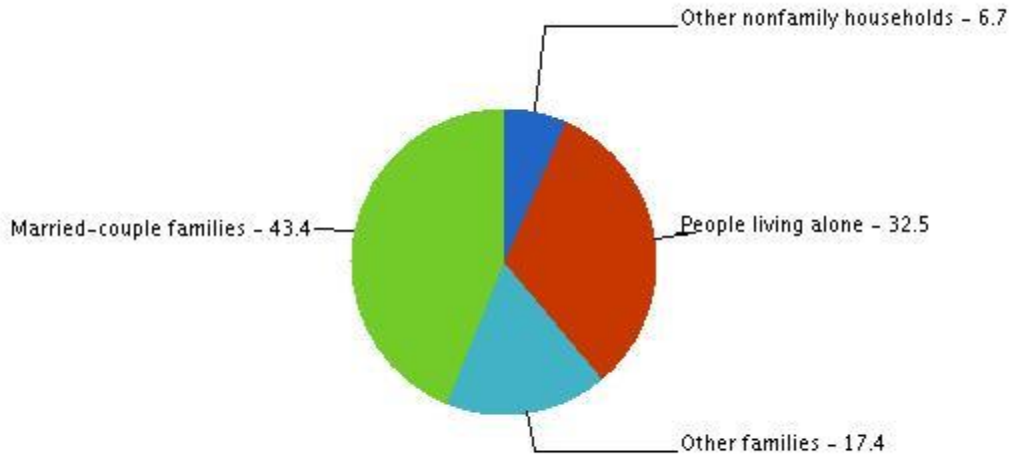
▶ Households and Families

In 2009-2013 there were 15,000 households in Longview, Washington. The average household size was 2.4 people.

Families made up 61 percent of the households in Longview, Washington. This figure includes both married-couple families (43 percent) and other families (17 percent). Of other families, 9 percent are female householder families with no husband present and own children under 18 years. Nonfamily households made up 39 percent of all households in Longview, Washington. Most of the nonfamily households were people living alone, but some were composed of people living in households in which no one was related to the householder.

In Longview, Washington, 27 percent of all households have one or more people under the age of 18; 31 percent of all households have one or more people 65 years and over.

Types of Households in Longview, Washington in 2009-2013



Among persons 15 and older, 50 percent of males and 44 percent of females are currently married.

Population 15 years and over	Males	Females
Never married	30.2	23.1
Now married, except separated	50.1	43.8
Separated	3.1	4.1
Widowed	3.6	12.9
Divorced	12.9	16.1

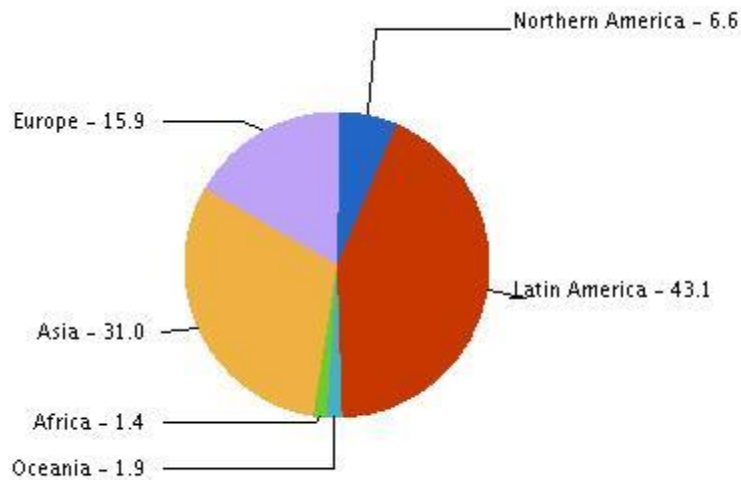
In Longview, Washington, 925 grandparents lived with their grandchildren under 18 years old. Of those grandparents, 59 percent of them had financial responsibility for their grandchildren.

► Nativity and Foreign Born

An estimated 94 percent of the people living in Longview, Washington in 2009-2013 were native residents of the United States and 53 percent of these residents were living in the state in which they were born.

An estimated 6 percent of the people living in Longview, Washington in 2009-2013 were foreign born. Of the foreign born population, 45 percent were naturalized U.S. citizens, and 99 percent entered the country before the year 2010. An estimated 1 percent of the foreign born entered the country in 2010 or later. Foreign born residents of Longview, Washington come from different parts of the world.

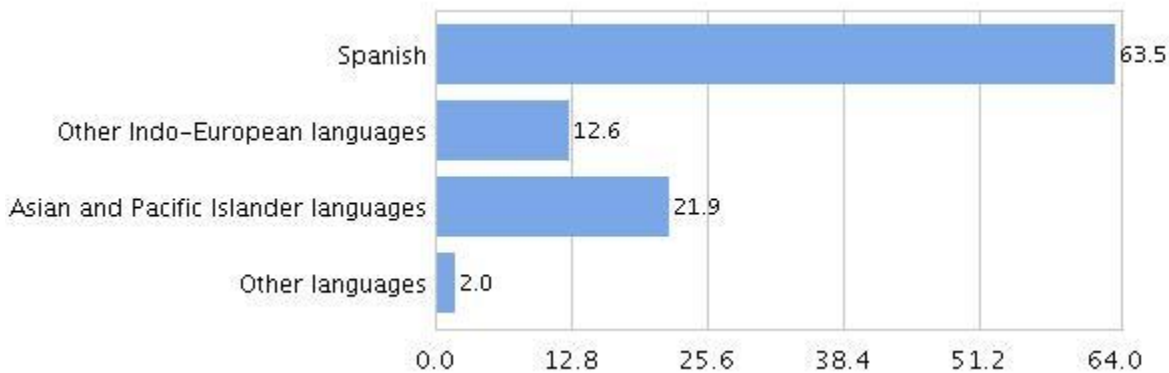
Region of Birth for the Foreign Born Population in Longview, Washington in 2009-2013



Language

Among people at least five years old living in Longview, Washington in 2009-2013, 9 percent spoke a language other than English at home. Of those speaking a language other than English at home, 63 percent spoke Spanish and 37 percent spoke some other language; 40 percent reported that they did not speak English "very well."

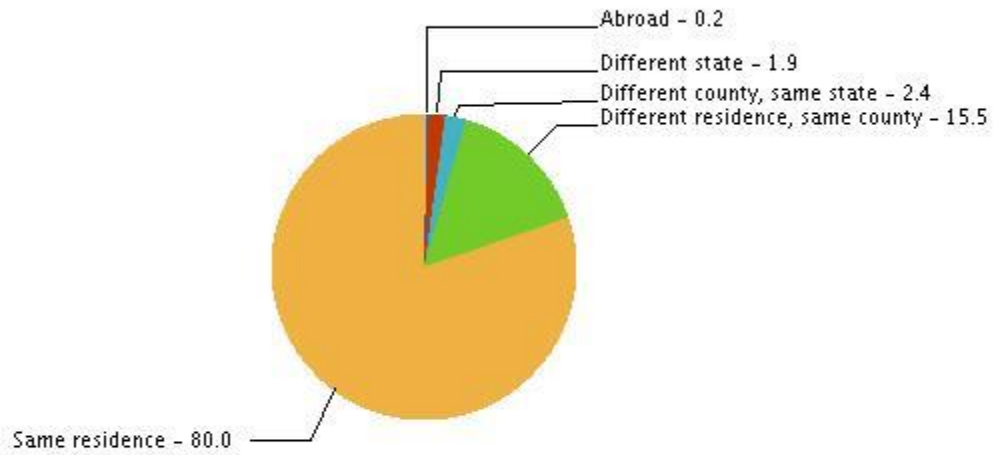
Percent of the Population 5 years and over who Speak a Language other than English in Longview, Washington in 2009-2013



Geographic Mobility

In 2009-2013, 80 percent of the people at least one year old living in Longview, Washington were living in the same residence one year earlier.

Geographic Mobility of Residents of Longview, Washington in 2009-2013

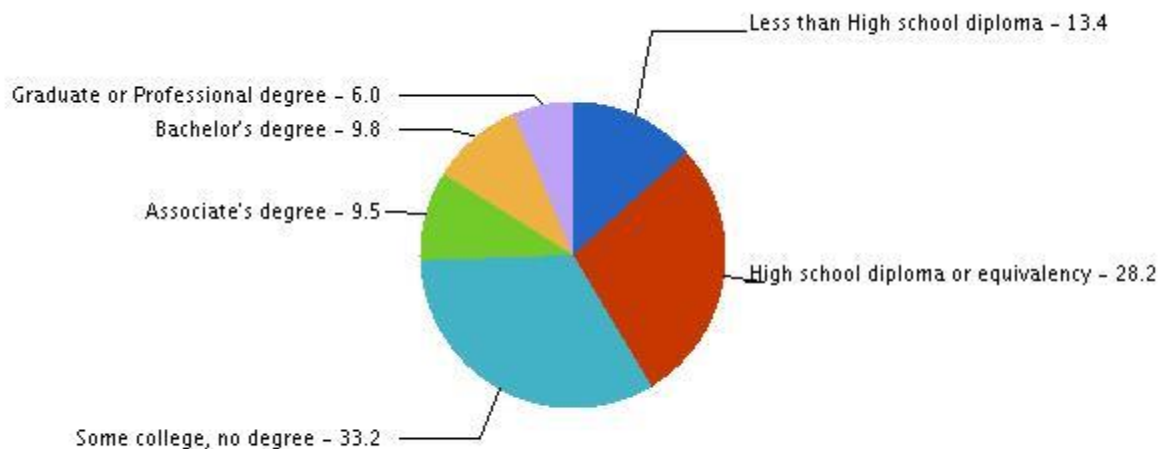


Education

In 2009-2013, 87 percent of people 25 years and over had at least graduated from high school and 16 percent had a bachelor's degree or higher. An estimated 13 percent did not complete high school.

The total school enrollment in Longview, Washington was 8,200 in 2009-2013. Nursery school and kindergarten enrollment was 1,200 and elementary or high school enrollment was 5,200 children. College or graduate school enrollment was 1,800.

Educational Attainment of People in Longview, Washington in 2009-2013



▶ Disability

In Longview, Washington, among the civilian noninstitutionalized population in 2009-2013, 23 percent reported a disability. The likelihood of having a disability varied by age - from 9 percent of people under 18 years old, to 21 percent of people 18 to 64 years old, and to 47 percent of those 65 and over.

▶ Employment Status and Type of Employer

In Longview, Washington, 47 percent of the population 16 and over were employed; 45 percent were not currently in the labor force.

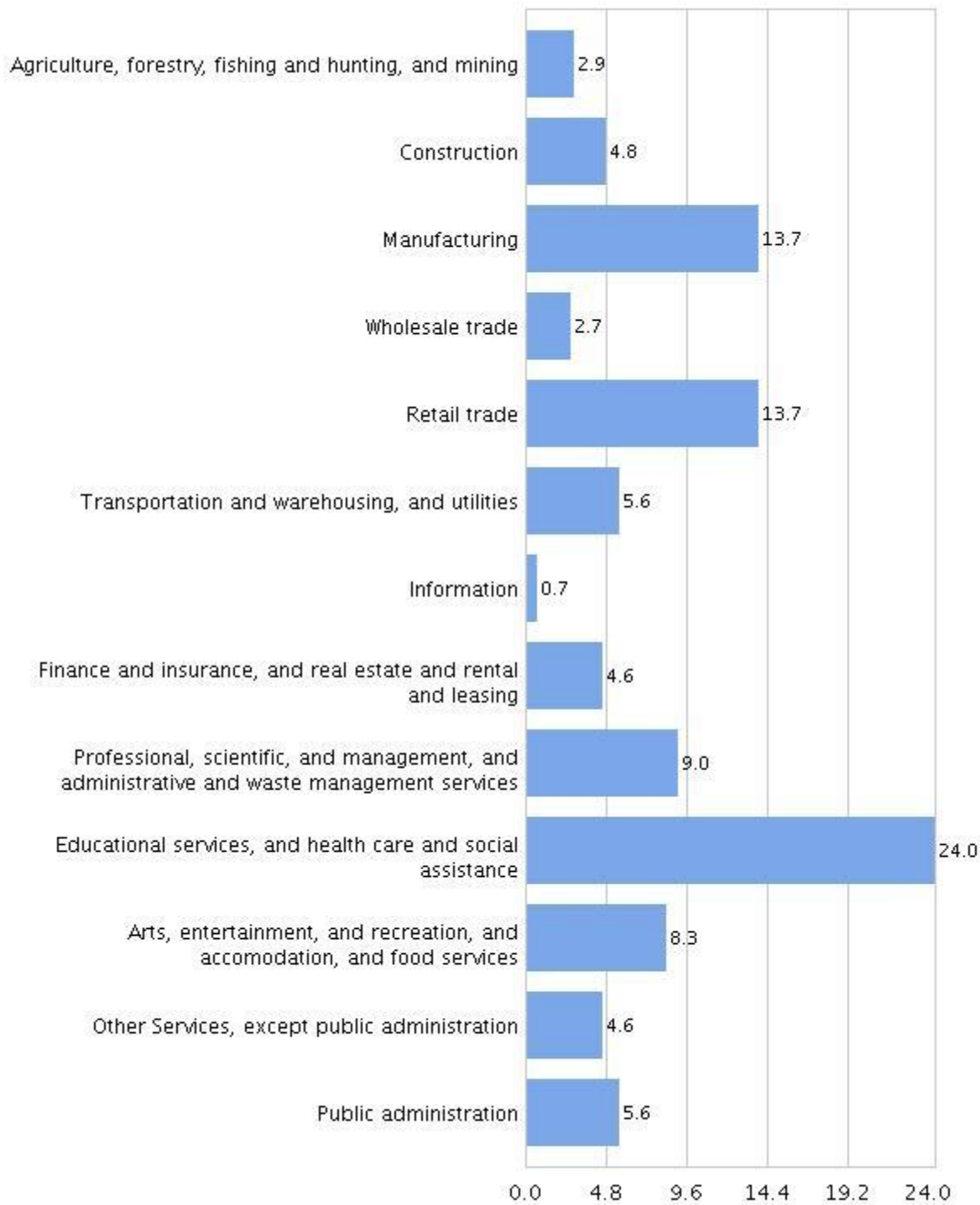
An estimated 80 percent of the people employed were private wage and salary workers; 13 percent were federal, state, or local government workers; and 6 percent were self-employed in their own (not incorporated) business.

Class of worker	Number	Percent
Private wage and salary workers	10,863	79.8
Federal, state, or local government workers	1,827	13.4
Self-employed workers in own not incorporated business	883	6.5

▶ Industries

In 2009-2013, the civilian employed population 16 years and older in Longview, Washington worked in the following industries:

Percent by Industry in Longview, Washington in 2009-2013



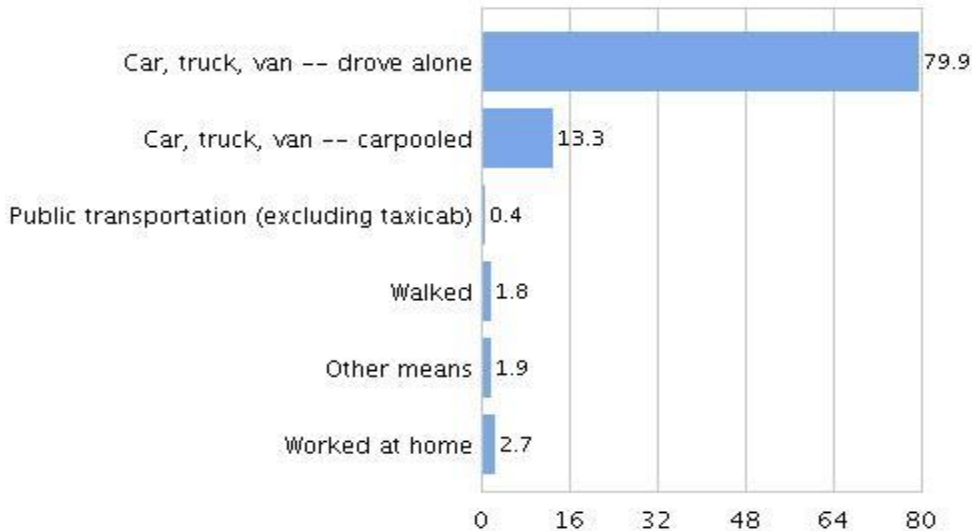
Occupations for the civilian employed population 16 years and over in Longview, Washington in 2009-2013:

Civilian employed population 16 years and over	Number	Percent
Management, business, sciences, and arts occupations	3,836	28.2
Service occupations	3,115	22.9
Sales and office occupations	3,288	24.1
Natural resources, construction, and maintenance occupations	1,257	9.2
Production, transportation, and material moving occupations	2,120	15.6

▶ Commuting to Work

An estimated 80 percent of Longview, Washington workers drove to work alone in 2009-2013, and 13 percent carpooled. Among those who commuted to work, it took them on average 20 minutes to get to work.

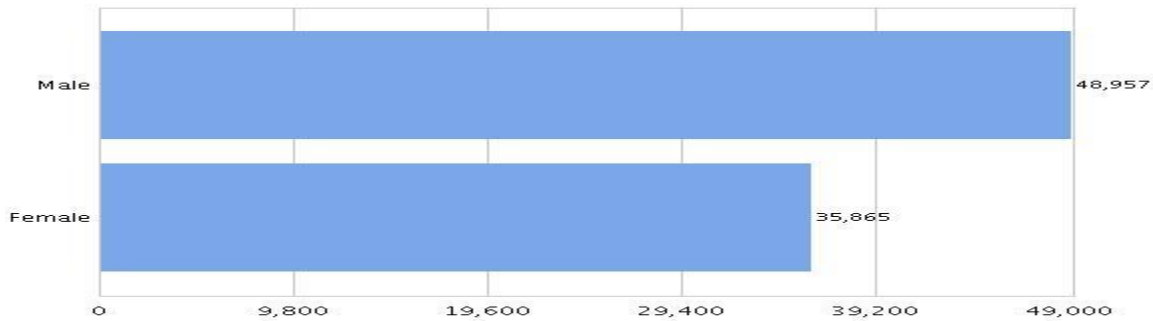
Percent of Workers 16 and over Commuting by Mode in Longview, Washington in 2009-2013



▶ Income

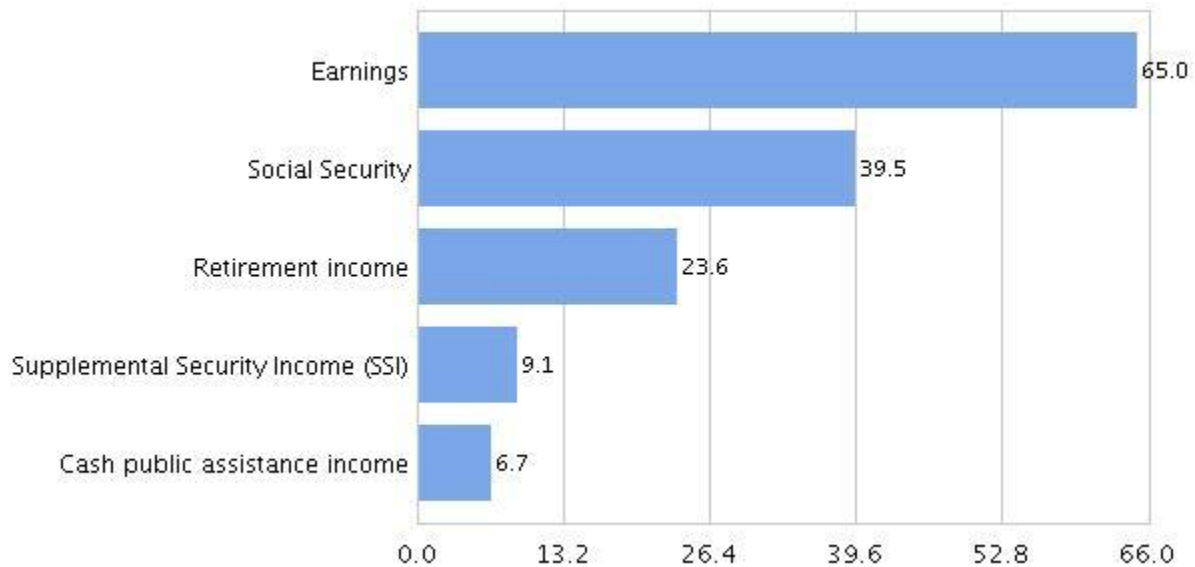
The median income of households in Longview, Washington was \$39,422. An estimated 18 percent of households had income below \$15,000 a year and 5 percent had income over \$150,000 or more.

Median Earnings for Full-Time Year-Round Workers by Sex in Longview, WA in 2009-2013



An estimated 65 percent of the households received earnings and 24 percent received retirement income other than Social Security. An estimated 39 percent of the households received Social Security. The average income from Social Security was \$17,107. These income sources are not mutually exclusive; that is, some households received income from more than one source.

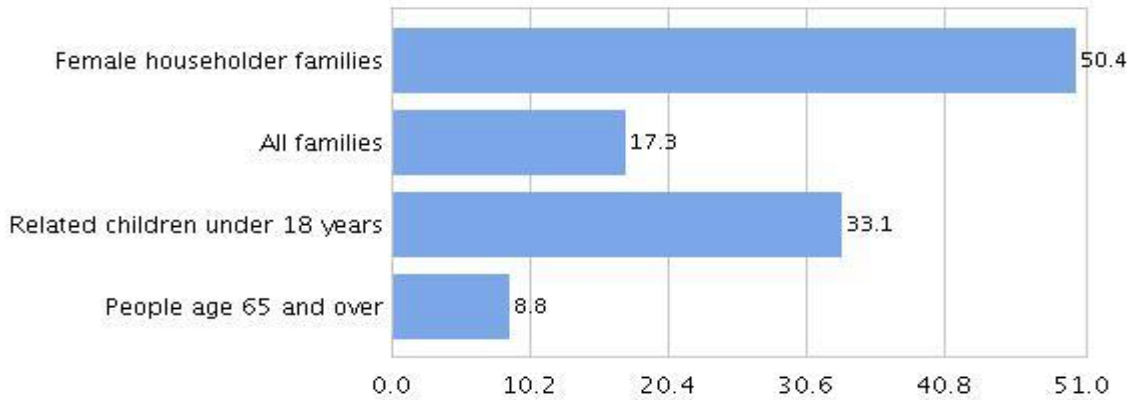
Proportion of Households with Various Income Sources in Longview, WA in 2009-2013



Poverty and Participation in Government Programs

In 2009-2013, 23 percent of people were in poverty. An estimated 33 percent of related children under 18 were below the poverty level, compared with 9 percent of people 65 years old and over. An estimated 17 percent of all families and 50 percent of families with a female householder and no husband present had incomes below the poverty level.

Poverty Rates in Longview, Washington in 2009-2013



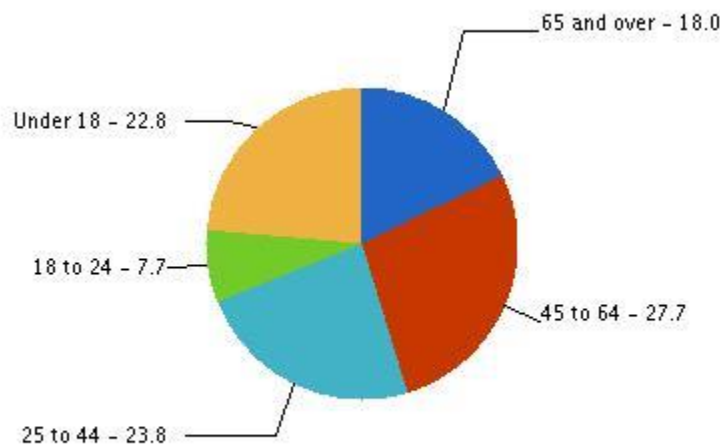
Health Insurance

Among the civilian noninstitutionalized population in Longview, Washington in 2009-2013, 86 percent had health insurance coverage and 14 percent did not have health insurance coverage. For those under 18 years of age, 2 percent had no health insurance coverage. The civilian noninstitutionalized population had both private and public health insurance, with 58 percent having private coverage and 45 percent having public coverage.

Population

In 2009-2013, Longview, Washington has a total population of 36,700 -- 19,100 (52 percent) females and 17,600 (48 percent) males. The median age was 41.2 years. An estimated 23 percent of the population was under 18 years and 18 percent was 65 years and older.

Age Distribution of People in Longview, Washington in 2009-2013



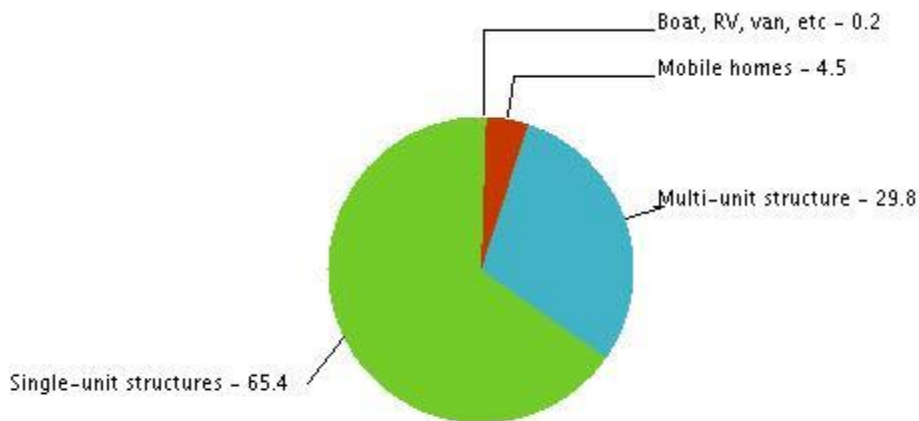
For people reporting one race alone, 93 percent were White; 1 percent were Black or African American; 1 percent were American Indian and Alaska Native; 2 percent were Asian; less than 0.5 percent were Native

Hawaiian and Other Pacific Islander, and 3 percent were some other race. An estimated 6 percent reported two or more races. An estimated 9 percent of the people in Longview, Washington were Hispanic. An estimated 82 percent of the people in Longview, Washington were White non-Hispanic. People of Hispanic origin may be of any race.

▶ Housing Characteristics

In 2009-2013, Longview, Washington had a total of 16,400 housing units, 9 percent of which were vacant. Of the total housing units, 65 percent were in single-unit structures, 30 percent were in multi-unit structures, and 4 percent were mobile homes. An estimated 16 percent of the housing units were built since 1990.

Types of Housing Units in Longview, Washington in 2009-2013



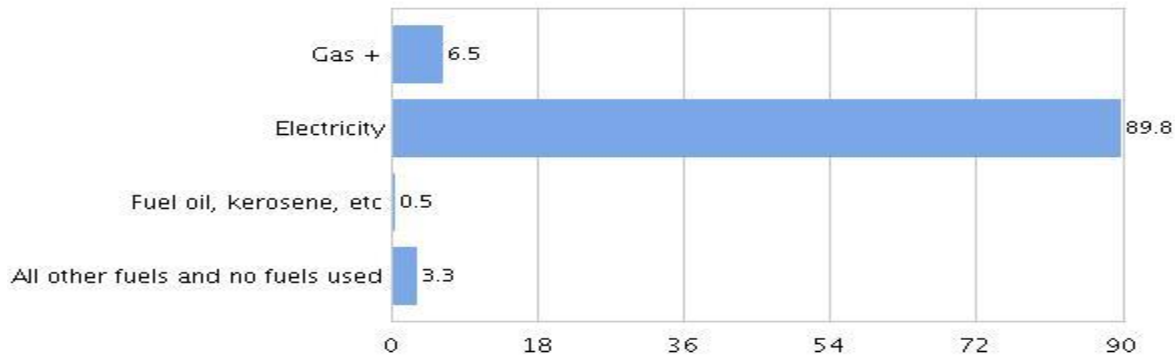
The median number of rooms in all housing units in Longview, Washington is 5. Of these housing units, 53 percent have three or more bedrooms.

Occupied Housing Unit Characteristics

In 2009-2013, Longview, Washington had 15,000 occupied housing units - 8,400 (56 percent) owner occupied and 6,600 (44 percent) renter occupied. An estimated 69 percent of householders of these units had moved in since 2000. An estimated 62 percent of the owner occupied units had a mortgage. An estimated 2 percent of the households did not have telephone service. An estimated 13 percent had no vehicles available and another 20 percent had three or more.

Homes in Longview, Washington were heated in the following ways:

House heating fuel used in Longview, Washington in 2009-2013

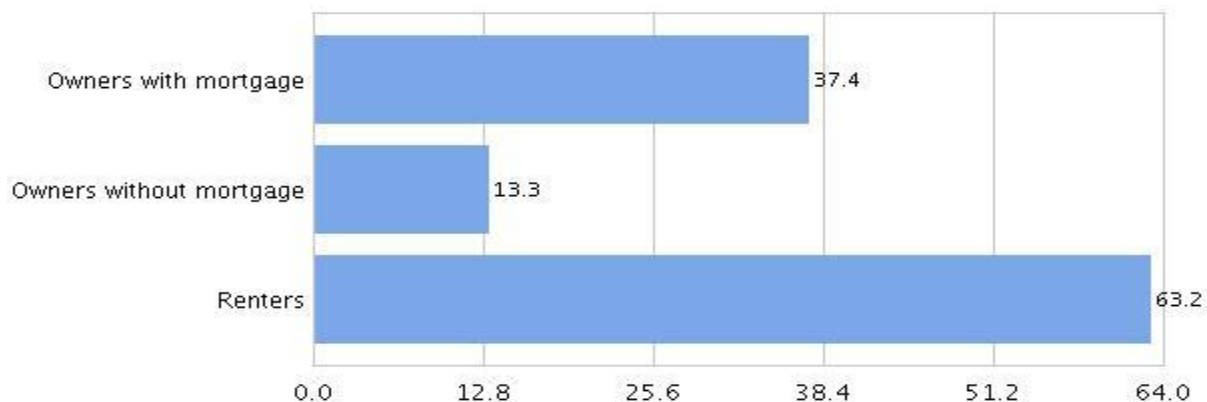


+this category includes utility, bottled, tank, or LP gas

Housing Costs

The median monthly housing costs for mortgaged owners was \$1,350, nonmortgaged owners \$438, and renters \$704. An estimated 37 percent of owners with mortgages, 13 percent of owners without mortgages, and 63 percent of renters in Longview, Washington spent 30 percent or more of household income on housing.

Occupants with a Housing Cost Burden in Longview, Washington in 2009-2013



Explanation of Symbols:

An '-' entry in the estimate column indicates that either no sample observations or too few sample observations were available to compute an estimate, or a ratio of medians cannot be calculated because one or both of the median estimates falls in the lowest interval or upper interval of an open-ended distribution.

An '-' following a median estimate means the median falls in the lowest interval of an open-ended distribution.

An '+' following a median estimate means the median falls in the upper interval of an open-ended distribution.